



POWERING PROGRESS™

COMPLETE SPIRAL SOLUTIONS Gates Hose & Couplings



Reliability | Durability | Flexibility



GATES INDIA PVT. LTD.

Ambala Chandigarh Highway,
Lalru - 140 501 (Punjab)
Customer Care: 01762 506888/89
Fax: 01762 506833
Email: customercare@gatesind.com

SALES & SERVICE

Ahmedabad 97234 52784/ 97234 53421 Bengaluru 99450 04929 Bhubneshwar 97769 00570
Chennai 98991 10505, 98408 39596, 98409 43041 (OEM) Delhi 98110 06873, 78380 31300
Gurgaon 95825 78585 Guwahati 99547 03843 Indore 94250 66374 Jaipur 97998 12767
Kolkata 94351 97683/ 98740 84691 Ludhiana 81463 55440 Mumbai 98926 35675
Noida 96508 06989 Pune 95957 45476/ 97300 27540



Gates Spiral Hose

Reliability | Durability | Flexibility

Flexibility - Half Bend Radius

Durability - One million Impulse Cycle

Interface - Gates Hose, Gates Coupling Crimped to Gates Specs

Source - Insist on Authorized Assembler Certificate

Gates Exclusive! The no-skive coupling... one stem is all you need

- > **No Skive**
Fast tailor-made assemblies. Eliminates skiving equipment, odour and dust
- > **1 million impulse cycles**
Extended coupling life
- > **Coupling to 6,000 WP psi**
Easy-to-manage inventory. Reduced inventory
- > **Wide Range of configurations**
Application coverage across a range of threads and Flanges
- > **Long life plating**
5X plus corrosion resistance than SAE ASTM B 117 specifications
- > **"Bite the wire" crimp**
Improves coupling retention
- > **Premium non leaded steel**
Maximum strength
- > **+121°C temperature capability**
Full performance at high temperatures.
Longer coupling life
- > **Machined full back FJX and FFORX nuts**
4:1 burst performance up to 24,000 psi improves torque/sealing capability
- > **Meets world wide DIN, EN, SAE, ISO and Gates standards**
World class performance
- > **One stem used for all spiral hoses**
Less inventory, easy to use.

GlobalSpiral™ GS



EFG6K SAE 100R15

Meets flame resistance acceptance designation 'MSHA 2G' for biodegradable hydraulic fluid.
Superior Impulse performance : tested to 1,000,000 impulse cycles.

Recommended for : Extremely high pressure, high impulse applications. such as hydrostatic transmissions. EFG6K is designed to meet all requirements of SAE 100R15 specifications and performance requirements of EN 856 4SP [-6, 8, -10, -12] and EN 856 4SH [-12, -16, -20]. Compatible with biodegradable hydraulic fluids like polyolester, polyglycols and vegetable oil. Enviro Fluid hoses also offer significantly lower permeation with petroleum based fluids.

Service Temperature Range : -40°C to +121°C

Construction:
Tube : Black oil resistant, synthetic rubber (Nitrile - type C).
Cover : Black oil resistant, synthetic rubber (Neoprene - type A).
Reinforcement : Four (Six for - 20) alternating layers of spiraled, high tensile steel.

Special Features:
Designed for maximum flow rates.
Minimal Kinking or Collapsing during use and handling.
Cover Designed for superior abrasion resistance.



SPECIFICATIONS

Size	Nominal I.D.		Nominal O.D.		Working Pressure		Min. Burst Pressure		Min. Bend Radius	
	Inch	mm	Inch	mm	psi	Bar	psi	Bar	Inch	mm
6 EFG6K	3/8	9.5	0.80	20.3	6000	420	24000	1680	2.50	64
8 EFG6K	1/2	12.7	0.94	24.0	6000	420	24000	1680	3.50	89
10 EFG6K	5/8	15.9	1.09	27.6	6000	420	24000	1680	4.00	102
12 EFG6K	3/4	19.1	1.24	31.4	6000	420	24000	1680	4.75	121
16 EFG6K	1	25.4	1.52	38.7	6000	420	24000	1680	6.00	152
20 EFG6K	1 1/4	31.8	1.97	50.0	6000	420	24000	1680	8.25	210

EFG6K MTF


Meets flame resistance acceptance designation 'MSHA 2G' for biodegradable hydraulic fluid.
Superior Impulse performance : tested to 1,000,000 impulse cycles.

Recommended for : Extremely high pressure, high impulse applications. such as hydrostatic transmissions. EFG6K is designed to meet all requirements of SAE 100R15 specifications and performance requirements of EN 856 4SP [-6, 8, -10, -12] and EN 856 4SH [-12, -16, -20]. compatible with biodegradable hydraulic fluids like polyester, polyglycols and vegetable oil .Enviro Fluid hoses also offer significantly lower permeation with petroleum based fluids.

Service Temperature Range : -40°C to +121°C

Construction:
Tube : Black oil resistant, synthetic rubber (Nitrile - type C).
Cover : Black oil resistant, synthetic rubber Neoprene - type A).
Reinforcement : Four (Six for - 20) alternating layers of spiraled, high tensile steel.

Special Features:
Designed for maximum flow rates.
Minimal Kinking or Collapsing during use and handling.
Cover Designed for superior abrasion resistance.



SPECIFICATIONS

Size	Nominal I.D.		Nominal O.D.		Working Pressure		Min. Burst Pressure		Min. Bend Radius	
	Inch	mm	Inch	mm	psi	Bar	psi	Bar	Inch	mm
6 EFG6K MTF	3/8	9.5	0.80	20.3	6000	420	24000	1680	5.00	127
8 EFG6K MTF	1/2	12.7	0.94	24.0	6000	420	24000	1680	7.00	178
10 EFG6K MTF	5/8	15.9	1.09	27.6	6000	420	24000	1680	8.00	203
12 EFG6K MTF	3/4	19.1	1.24	31.4	6000	420	24000	1680	9.50	241
16 EFG6K MTF	1	25.4	1.52	38.7	6000	420	24000	1680	12.00	305
20 EFG6K MTF	1 1/4	31.8	1.97	50.0	6000	420	24000	1680	16.50	419

Megatuff® cover lasts more than 300 times longer than standard hose during hose to hose and hose to metal abrasion test as per ISO 6945

EFG5K SAE 100R13


Meets flame resistance acceptance designation 'MSHA 2G' for biodegradable hydraulic fluid.
Superior Impulse performance : tested to 1,000,000 impulse cycles.

Recommended for : Extremely high pressure, hydraulic applications. EFG5K is designed to meet all requirements of SAE 100R13 specifications and performance requirements of EN 856 4SH [-24 & -32] and EN 856 R13. Compatible with biodegradable hydraulic fluids like polyolester, polyglycols and vegetable oil .Enviro Fluid hoses also offer significantly lower permeation with petroleum based fluids .

Service Temperature Range: -40°C to +121°C

Construction: Tube : Black, oil resistant, synthetic rubber (Nitrile - type C).
Cover : Black, oil resistant, synthetic rubber Neoprene - type A).
Reinforcement : Four (Six for - 20) alternating layers of spiraled, high tensile steel.

Special Features: Designed for maximum flow rates.
Minimal Kinking or Collapsing during use and handling.
Cover Designed for superior abrasion resistance



SPECIFICATIONS

Size	Nominal I.D.		Nominal O.D.		Working Pressure		Min. Burst Pressure		Min. Bend Radius	
	Inch	Inch mm	psi	Bar	psi	Bar	Inch	mm		
6 EFG5K	3/8	0.80 20.20	5000	350	20000	1400	2.50	64		
8 EFG5K	1/2	0.94 24.00	5000	350	20000	1400	3.50	89		
10 EFG5K	5/8	1.09 27.60	5000	350	20000	1400	4.00	102		
12 EFG5K	3/4	1.24 31.40	5000	350	20000	1400	4.75	121		
16 EFG5K	1	1.52 38.70	5000	350	20000	1400	6.00	152		
20 EFG5K	1 1/4	1.97 50.00	5000	350	20000	1400	8.25	210		
24 EFG5K	1 1/2	2.26 57.30	5000	350	20000	1400	10.00	254		
32 EFG5K	2	2.80 71.10	5000	350	20000	1400	25.00	635		

EFG5K MTF


Meets flame resistance exception designation 'MSHA 2G' for biodegradable hydraulic fluid.
Superior Impulse performance : tested to 1,000,000 impulse cycles.

Recommended for: Extremely high pressure, high impulse applications. such as hydrostatic transmissions. EFG6K is designed to meet all requirements of SAE 100R15 specifications and performance requirements of EN 856 4SP [-6, 8, -10, -12] and EN 856 4SH [-12, -16, -20]. compatible with biodegradable hydraulic fluids like polyester, polyglycols and vegetable oil .Enviro Fluid hoses also offer significantly lower permeation with petroleum based fluids .

Service Temperature Range: -40°C to +121°C

Construction: Tube : Black oil resistant, synthetic rubber (Nitrile - type C).
Cover : Black oil resistant, synthetic rubber Neoprene - type A).
Reinforcement : Four (Six for - 20) alternating layers of spiraled, high tensile steel.

Special Features: Designed for maximum flow rates.
Minimal Kinking or Collapsing during use and handling.
Cover Designed for superior abrasion resistance



SPECIFICATIONS

Size	Nominal I.D.		Nominal O.D.		Working Pressure		Min. Burst Pressure		Min. Bend Radius	
	Inch	Inch mm	psi	Bar	psi	Bar	Inch	mm		
6 EFG5K MTF	3/8	0.80 20.20	5000	350	20000	1400	5.00	127		
8 EFG5K MTF	1/2	0.94 24.00	5000	350	20000	1400	7.00	178		
10 EFG5K MTF	5/8	1.09 27.60	5000	350	20000	1400	8.00	203		
12 EFG5K MTF	3/4	1.24 31.40	5000	350	20000	1400	9.50	241		
16 EFG5K MTF	1	1.52 38.70	5000	350	20000	1400	12.00	305		
20 EFG5K MTF	1 1/4	1.97 50.00	5000	350	20000	1400	16.50	419		
24 EFG5K MTF	1 1/2	2.26 57.30	5000	350	20000	1400	20.00	508		
32 EFG5K MTF	2	2.80 71.10	5000	350	20000	1400	25.00	635		

Megatuff® cover lasts more than 300 times longer than standard hose during hose to hose and hose to metal abrasion test as per ISO 6945

EFG4K SAE 100R12


Meets flame resistance exception designation 'MSHA 2G' for biodegradable hydraulic fluid.
Superior Impulse performance : tested to 1,000,000 impulse cycles.

Recommended for: Extremely high pressure, high impulse hydraulic applications. EFG4K is designed to meet all requirements of SAE 100R12, EN 856 R12 [-16] Compatible with biodegradable hydraulic fluids like polyolester, polyglycols and vegetable oil .Enviro Fluid hoses also offer significantly lower permeation with petroleum based fluids .

Service Temperature Range: -40°C to +121°C

Construction: Tube : Black, oil resistant, synthetic rubber (Nitrile - type C).
Cover : Black, oil resistant, synthetic rubber Neoprene - type A).
Reinforcement : Four alternating layers of spiraled, high tensile steel.

Special Features: Designed for maximum flow rates.
Minimal Kinking or Collapsing during use and handling.
Cover Designed for superior abrasion resistance



SPECIFICATIONS

Size	Nominal I.D.		Nominal O.D.		Working Pressure		Min. Burst Pressure		Min. Bend Radius	
	Inch	Inch mm	psi	Bar	psi	Bar	Inch	mm		
6 EFG4K	3/8	0.80 20.30	4000	280	16000	1120	2.50	64		
8 EFG4K	1/2	0.94 24.00	4000	280	16000	1120	3.50	89		
10 EFG4K	5/8	1.09 27.60	4000	280	16000	1120	4.00	102		
12 EFG4K	3/4	1.21 30.70	4000	280	16000	1120	4.75	121		
16 EFG4K	1	1.50 38.00	4000	280	16000	1120	6.00	152		
20 EFG4K	1 1/4	1.85 47.00	4000	280	16000	1120	8.27	210		

EFG4K MTF


Meets flame resistance exception designation 'MSHA 2G' for biodegradable hydraulic fluid.
Superior Impulse performance : tested to 1,000,000 impulse cycles.

Recommended for: Extremely high pressure, high impulse applications. such as hydrostatic transmissions. EFG6K is designed to meet all requirements of SAE 100R15 specifications and performance requirements of EN 856 4SP [-6, 8, -10, -12] and EN 856 4SH [-12, -16, -20]. compatible with biodegradable hydraulic fluids like polyester, polyglycols and vegetable oil .Enviro Fluid hoses also offer significantly lower permeation with petroleum based fluids .

Service Temperature Range: -40°C to +121°C

Construction: Tube : Black oil resistant, synthetic rubber (Nitrile - type C).
Cover : Black oil resistant, synthetic rubber Neoprene - type A).
Reinforcement : Four (Six for - 20) alternating layers of spiraled, high tensile steel.

Special Features: Designed for maximum flow rates.
Minimal Kinking or Collapsing during use and handling.
Cover Designed for superior abrasion resistance.



SPECIFICATIONS

Size	Nominal I.D.		Nominal O.D.		Working Pressure		Min. Burst Pressure		Min. Bend Radius	
	Inch	Inch mm	psi	Bar	psi	Bar	Inch	mm		
6 EFG4K MTF	3/8	0.80 20.30	4000	280	16000	1120	2.50	64		
8 EFG4K MTF	1/2	0.94 24.00	4000	280	16000	1120	3.50	89		
10 EFG4K MTF	5/8	1.09 27.60	4000	280	16000	1120	4.00	102		
12 EFG4K MTF	3/4	1.21 30.70	4000	280	16000	1120	4.75	121		
16 EFG4K MTF	1	1.50 38.00	4000	280	16000	1120	6.00	152		
20 EFG4K MTF	1 1/4	1.85 47.00	4000	280	16000	1120	8.27	210		

Megatuff® cover lasts more than 300 times longer than standard hose during hose to hose and hose to metal abrasion test as per ISO 6945


EFG3K SAE 100R12

Meets flame resistance acceptance designation 'MSHA 2G' for biodegradable hydraulic fluid.
Superior Impulse performance : tested to 1,000,000 impulse cycles.

Recommended for: Extremely high pressure, high impulse hydraulic applications. EFG4K is designed to meet all requirements of SAE 100R12, EN 856 R12 and EN 856 4SP. Compatible with biodegradable hydraulic fluids like polyolester, polyglycols and vegetable oil. Enviro Fluid hoses also offer significantly lower permeation with petroleum based fluids.

Service Temperature Range: -40°C to +121°C

- Construction:**
- Tube:** Black, oil resistant, synthetic rubber [Nitrile - type C].
 - Cover:** Black, oil resistant, synthetic rubber [Neoprene - type A].
 - Reinforcement:** Four alternating layers of spiraled, high tensile steel.
- Special Features:**
- Designed for maximum flow rates.
 - Minimal Kinking or Collapsing during use and handling.
 - Cover Designed for superior abrasion resistance



SPECIFICATIONS


Size	Nominal I.D.		Nominal O.D.		Working Pressure		Min. Burst Pressure		Min. Bend Radius	
	Inch	mm	Inch	mm	psi	Bar	psi	Bar	Inch	mm
20 EFG3K	1 1/4	31.8	1.85	47.00	3000	210	12000	840	8.30	211
24 EFG3K	1 1/2	38.1	2.11	53.60	3000	210	12000	840	20.00	508
32 EFG3K	2	50.8	2.63	66.80	3000	210	12000	840	25.00	635

EFG3K MTF

Meets flame resistance acceptance designation 'MSHA 2G' for biodegradable hydraulic fluid.
Superior Impulse performance : tested to 1,000,000 impulse cycles.

Recommended for: Extremely high pressure, high impulse applications. such as hydrostatic transmissions. EFG6K is designed to meet all requirements of SAE 100R15 specifications and performance requirements of EN 856 4SP [-6, 8, -10, -12] and EN 856 4SH [-12, -16, -20]. compatible with biodegradable hydraulic fluids like polyester, polyglycols and vegetable oil. Enviro Fluid hoses also offer significantly lower permeation with petroleum based fluids.

- Construction:**
- Tube:** Black oil resistant, synthetic rubber [Nitrile - type C].
 - Cover:** Black oil resistant, synthetic rubber Neoprene - type A].
 - Reinforcement:** Four (Six for -20) alternating layers of spiraled, high tensile steel.
- Special Features:**
- Designed for maximum flow rates.
 - Minimal Kinking or Collapsing during use and handling.
 - Cover Designed for superior abrasion resistance



SPECIFICATIONS

Size	Nominal I.D.		Nominal O.D.		Working Pressure		Min. Burst Pressure		Min. Bend Radius	
	Inch	mm	Inch	mm	psi	Bar	psi	Bar	Inch	mm
20 EFG3K MTF	1 1/4	31.8	1.85	47.00	3000	210	12000	840	8.30	211
24 EFG3K MTF	1 1/2	38.1	2.11	53.60	3000	210	12000	840	20.00	508
32 EFG3K MTF	2	50.8	2.63	66.80	3000	210	12000	840	25.00	635

Megatuff® cover lasts more than 300 times longer than standard hose during hose to hose and hose to metal abrasion test as per ISO 6945

4XP

Meets flame resistance acceptance designation 'MSHA 2G' for biodegradable hydraulic fluid.
Superior Impulse performance : tested to 1,000,000 impulse cycles.

Recommended for: Extremely high pressure, high impulse hydraulic applications. Most flexible EN 856 4SP hose in the industry. Superior impulse performance: tested to 1,000,000 impulse cycles at bend radius lower than EN 856 Standards. 4 XP hose is compatible with biodegradable hydraulic fluids like synthetic esters, polyglycols and vegetable oils as well as petroleum - based fluids.

Service Temperature Range: -40°C to +100°C

- Construction:**
- Tube:** Black, oil resistant, synthetic rubber [Nitrile].
 - Cover:** Black, oil resistant, synthetic rubber [Nitrile].
 - Reinforcement:** Four alternating layers of spiraled, high tensile steel wire.
- Special Features:**
- Designed for maximum flow rates.
 - Minimal Kinking or Collapsing during use and handling.
 - Cover Designed for superior abrasion resistance



SPECIFICATIONS

Size	Nominal I.D.		Nominal O.D.		Working Pressure		Min. Burst Pressure		Min. Bend Radius	
	Inch	mm	Inch	mm	psi	Bar	psi	Bar	Inch	mm
8 4XP	1/2	12.7	0.96	24.30	6150	425	24600	1700	4.70	119
10 4XP	5/8	15.9	1.09	27.70	5800	400	23200	1600	5.50	140
12 4XP	3/4	19.1	1.24	31.50	5500	380	23925	1650	6.70	170
16 4XP	1	25.4	1.54	39.00	4650	320	20300	1400	13.40	340
20 4XP	1 1/4	31.8	1.96	49.80	3050	210	12200	840	18.10	460

4XH


Meets flame resistance acceptance designation 'MSHA 2G' for biodegradable hydraulic fluid.
Superior Impulse performance : tested to 1,000,000 impulse cycles.

* ABS type approval on -10, -12, -16 sizes
DNV type approval on -12, -16 sizes

Recommended for: Extremely high pressure, high impulse applications. Most flexible EN 856 4SH hose in industry. Compatible with biodegradable hydraulic fluids like polyolester, polyglycols and vegetable oil as well as standard petroleum based fluids.

Service Temperature Range: -40°C to +100°C

- Construction:**
- Tube:** Black, oil resistant, synthetic rubber [Nitrile - type C].
 - Cover:** Black, oil resistant, synthetic rubber [Neoprene - type A].
 - Reinforcement:** Four alternating layers of spiraled, high tensile steel.
- Special Features:**
- Designed for maximum flow rates.
 - Minimal Kinking or Collapsing during use and handling.
 - Cover Designed for superior abrasion resistance



SPECIFICATIONS

Size	Nominal I.D.		Nominal O.D.		Working Pressure		Min. Burst Pressure		Min. Bend Radius	
	Inch	mm	Inch	mm	psi	Bar	psi	Bar	Inch	mm
12 4XH	3/4	19.1	1.24	31.50	6100	420	26100	1800	8.30	211
16 4XH	1	25.4	1.48	37.70	5600	386	22400	1545	8.70	221
20 4XH*	1 1/4	31.8	1.78	45.20	5050	348	20300	1400	16.50	419

* To be Released

Megatuff® cover lasts more than 300 times longer than standard hose during hose to hose and hose to metal abrasion test as per ISO 6945

CPS COAL POWER

Meets flame resistance acceptance designation 'U.S. MSHA 2G'
[Meets performance requirement of SAE 100 R13]

Recommended for: High pressure lines in longwall mining equipment and roof support system / petroleum based on water emulsion fluids. Compatible with biodegradable hydraulic fluids, like polyglycol and vegetable oils as well.

Service Temperature Range: -40°C to +121°C*

Construction: **Tube:** Black, oil resistant, synthetic rubber [Nitrile - type C]
Cover: Black, oil resistant, synthetic rubber [Neoprene - type A].

Reinforcement: Four alternating layers of spiraled, high tensile steel over a layer of fabric on 1-1/4" 1-1/2" 2".
Special Features: Gates proprietary hose 'revolutionary design tailored to market served'
Exceeds one million impulse cycles under SAE 100 R13 test conditions when tested at DRDO, R & D, Dighi, Ministry of Defence Test Lab.



SPECIFICATIONS

Size	Nominal I.D.		Nominal O.D.		Working Pressure Dynamic		Working Pressure Static		Min. Burst Pressure		Min. Bend Radius	
	Inch	mm	Inch	mm	psi	Bar	psi	Bar	psi	Bar	Inch	mm
12 CPS	3/4	19.05	1.24	31.40	5000	350	6700	462	20000	1400	4.75	121
16 CPS	1	25.40	1.52	38.70	5000	350	6000	414	20000	1400	6.00	152
20 CPS	1 1/4	31.75	1.97	50.00	5000	350	6000	414	20000	1400	8.25	210
24 CPS	1 1/2	38.10	2.26	57.30	5000	350	6000	414	20000	1400	10.00	254
32 CPS	2	50.80	2.80	71.10	5000	350	6000	414	20000	1400	25.00	635

SAE 100 R13 qualification requires 5, 00,000 impulse cycles at 121°C fluid temp. [Also available in Megatuff® cover]

Item Code	Hose Size	Coupling Description	Item Description	Back up hex size H1 mm	Nut hex size H2 mm	Drop height T mm	Stem length L mm	Cut off length C mm	Flange OD M mm	Flange ID N mm	Flange thickness F mm
DOM-M-1065	1/2"	13/16-16 [ORFS] straight female	8GS-8FFORX	27	24	-	73	35.5	-	-	-
DOM-M-1070		13/16-16 [ORFS] 45 deg bend female	8GS-8FFORX45S	27	24	15	94	58.5	-	-	-
DOM-M-1071	1/2"	13/16-16 [ORFS] 90 deg bend female	8GS-8FFORX90S	27	24	29	86	48.5	-	-	-
DOM-M-1082		13/16-16 [ORFS] straight female Hex size 27mm	8GS-8FFORX27HEX	27	27	-	73	35.5	-	-	-
DOM-M-1066	1/2"	1-14 [ORFS] straight female	8GS-10FFORX	27	30	-	78	40.5	-	-	-
DOM-M-1064		1-14[ORFS] straight male	8GS-10MFFOR	27	-	-	73.2	35.7	-	-	-
DOM-M-1072	1/2"	1-14 [ORFS] female 90 deg bend 47 mm drop	8GS-10FFORX90M	27	30	47	101	63.5	-	-	-
DOM-M-1079		Code 61 flange 1/2" 8GS-8FL	8GS-8FL	-	-	-	93	55.5	30.2	12.7	6.7
DOM-M-1081	1/2"	Code 62 flange 1/2" 90 deg bend	8GS-8FL90M	-	-	58	88	50.5	30.2	12.7	6.7
DOM-M-1080		Code 62 flange 1/2" 90 deg bend 100 mm drop	8GS-8FL90-100	-	-	100	88	50.5	30.2	12.7	6.7
DOM-M-1067	1/2"	Code 62flange 1/2" 8GS-8FLH	8GS-8FLH	-	-	-	93	55.5	31.8	12.7	7.7
DOM-M-1069		Code 62 flange 1/2" 90 deg bend 40 mm drop	8GS-8FLH90M	-	-	40	88	50.5	31.8	12.7	7.7
DOM-M-1068	1/2"	Code 62 flange 1/2" 90 deg bend 100 mm drop	8GS-8FLH90-100	-	-	100	88	50.5	31.8	12.7	7.7
DOM-M-1060		1-14 [ORFS] female straight	10GS-10FFORX 30	30	30	-	94	43.7	-	-	-
DOM-M-1059	5/8"	1-14 [ORFS] female 90 deg bend 47 mm drop	10GS-10FFORX90M	30	30	47	101	43.7	-	-	-
DOM-M-1063		1-14 [ORFS] male straight	10GS-10MFFOR 27	27	-	-	87	36.7	-	-	-
DOM-M-1085	5/8"	-3/4" 1-3/16 - 12 [ORFS] male straight	10GS-12MFFOR 32	32	-	-	89	38.7	-	-	-
DOM-M-1058		1 3/16-12 [ORFS] female	10GS-12FFORX 30	30	36	-	95	44.7	-	-	-
DOM-M-1062	5/8"	1 3/16-12 [ORFS] female 90 deg bend 58 mm drop	10GS-12FFORX90	30	36	58	107	56	-	-	-
DOM-M-1084		-1/2" Code 61 flange 90 degree bend 130mm drop	10GS-8FL90-130	-	-	130	100	49.8	30.2	12.7	6.7
DOM-M-1110	5/8"	M30 x 2 heavy series female straight	10GS-20FDHORX	-	46	-	104	53.7	-	-	-
DOM-M-1044		1 3/16-12 [ORFS] female straight	12GS-12FFORX 32	32	36	-	99	48	-	-	-
DOM-M-1045	3/4"	1 3/16-12 [ORFS] female 45 deg bend	12GS-12FFORX45S	32	36	21	125	74	-	-	-
DOM-M-1047		1 3/16-12 [ORFS] female 90 deg bend 48 mm drop	12GS-12FFORX90S	32	36	48	128	77	-	-	-
DOM-M-1046	3/4"	1 3/16-12 [ORFS] female 90 deg bend 96 mm drop	12GS-12FFORX90L	32	36	96	128	77	-	-	-
DOM-M-1048		1 1/16-12 [JIC] female straight	12GS-12FJX 28.5	28.5	32	-	98.2	47	-	-	-
DOM-M-1049	3/4"	1 1/16-12 [JIC] female 90 deg bend 58 mm drop	12GS-12FJX90M	28.5	32	58	113	62	-	-	-
DOM-M-1050		Code 61 flange 3/4" straight	12GS-12FL	-	-	-	111	60	38.1	19	6.7
DOM-M-1086	3/4"	Code 61 flange 3/4" straight	12GS-12FL90M	-	-	58	112	61	38.1	19.1	6.7
DOM-M-1051		Code 61 flange 3/4" 90 deg bend 100 mm drop	12GS-12FL90-100	-	-	100	122	71	38.1	19	6.7
DOM-M-1053	3/4"	Code 61 flange 3/4" 90 deg bend 140 mm drop	12GS-12FL90-140	-	-	140	122	71	38.1	19	6.7
DOM-M-1087		Code 61 flange 45 degree bend 26mm drop	12GS-12FL45-26	-	-	26	124	173	38.1	19.1	6.7
DOM-M-1054	3/4"	Code 62 flange 3/4" straight	12GS-12FLH	-	-	-	114	63	41.4	19	8.8
DOM-M-1088		Code 62 flange 90 degree bend 58mm drop	12GS-12FLH90M	-	-	58	112	61	41.4	19.1	8.8
DOM-M-1057	3/4"	Code 62 flange 3/4" 90 deg bend 90 mm drop	12GS-12FLH90-90	-	-	90	122	71	41.4	19	8.8
DOM-M-1055		Code 62 flange 3/4" 45 deg bend	12GS-12FLH45M	-	-	26	124	73	41.4	19	8.8
DOM-M-1056	3/4"	Code 62 flange 3/4" 90 deg bend 120 mm drop	12GS-12FLH90-122	-	-	122	122	71	41.4	19	8.8
DOM-M-1089		Code 62 flange 45 degree bend 100mm drop	12GS-12FLH45-100	-	-	100	194	142.9	41.4	19.1	8.8
DOM-M-1078	3/4"	Code 61 flange 3/4" 45 deg bend 100 mm drop	12GS-12FL45-100	-	-	100	210	159	38.1	19	6.7
DOM-M-1101		3/4" Caterpillar style O-ring straight flange	12GS-12FLC	-	-	-	145	94	41.4	19.1	14.2

The no-skive coupling...

one stem is all you need

Item Code	Hose Size	Coupling Description	Item Description	Back up hex size H1 mm	Nut hex size H2 mm	Drop height T mm	Stem length L mm	Cut off length C mm	Flange OD M mm	Flange ID N mm	Flange thickness F mm
DOM-M-1102	3/4"	-1" 3/4" Caterpillar style O-ring straight flange	12GS-16FLC	-	-	-	145	94	47.8	19.1	14.2
DOM-M-1041	3/4"	3/4" BSP female staright	12GS-12FBSPORX	-	32	-	85	34	-	-	-
DOM-M-1042	3/4"	3/4" BSP female 45 deg bend 28 mm drop	12GS-12FBSPORX45M	-	32	28.3	134.4	83.4	-	-	-
DOM-M-1043	3/4"	3/4" BSP female 90 deg bend 60 mm drop	12GS-12FBSPORX90M	-	32	60	123.5	72.5	-	-	-
DOM-M-1090	3/4"	M30 x 2 Heavy Series female straight	12GS-20FDHORX	-	36	-	103	52	-	-	-
DOM-M-1052	3/4"	M36 x 2 Heavy Series female straight	12GS-25FDHORX	-	46	-	107.4	56.4	-	-	-
DOM-M-1111	3/4"	M36 x 2 Heavy Series female 90 degree bend	12GS-25FDHORX90	-	46	64	123.5	72.5	-	-	-
DOM-M-1091	1"	Code 62 flange 1" 90 deg bend 58 mm drop	16GS-12FLH90M	-	41	58	135	78.6	41.4	19.1	8.8
DOM-M-1092	1"	Code 61 flange 1" 90 deg bend 100 mm drop	16GS-12FL90-100	-	-	100	184	127.2	38.1	19.1	6.7
DOM-M-1030	1"	1 7/16-12 (ORFS) female straight	16GS-16FFORX	41	41	-	110	54.4	-	-	-
DOM-M-1033	1"	1 7/16-12 (ORFS) female 90 deg bend	16GS-16FFORX90S	41	56	144	87.6	-	-	-	-
DOM.M.1032	1"	1 7/16-12 (ORFS) female 90 deg bend 120 mm drop	16GS-16FFORX90-120	41	120	144	87.6	-	-	-	-
DOM-M-1031	1"	1 7/16-12 (ORFS) female 45 deg bend 24 mm drop	16GS-16FFORX45-24	41	24	144	87.6	-	-	-	-
DOM-M-1034	1"	1 5/16-12 (JIC) female straight	16GS-16FJX	38	38	-	52.8	52.8	-	-	-
DOM-M-1035	1"	1 5/16-12 (JIC) female 90 deg bend 71 mm drop	16GS-16FJX90M	38	38	71	87.6	87.6	-	-	-
DOM-M-1083	1"	1 5/16-12 (JIC) female straight	16GS-16FJX41HEX	41	38	-	52.8	52.8	-	-	-
DOM-M-1036	1"	Code 61 flange 1" straight	16GS-16FL	-	-	-	68.6	68.6	44.5	25.4	8
DOM-M-1038	1"	Code 61 flange 1" 90 deg bend 70 mm drop	16GS-16FL90M	-	-	70	78.6	78.6	44.5	25.4	8
DOM-M-1037	1"	Code 61 flange 1" 90 deg bend 120 mm drop	16GS-16FL90-120	-	-	120	77.2	77.2	44.5	25.4	8
DOM-M-1039	1"	Code 62 flange 1" straight	16GS-16FLH	-	-	-	68.6	68.6	47.8	25.4	9.5
DOM-M-1040	1"	Code 62 flange 1" 90 deg bend 70 mm drop	16GS-16FLH90M	-	-	70	78.6	78.6	47.8	25.4	9.5
DOM-M-1103	1"	1" Caterpillar style O-ring straight flange	16GS-16FLC	-	-	-	98.2	98.2	47.8	25.4	14.2
DOM-M-1104	1"- 1 1/4"	1" Caterpillar style O-ring straight flange	16GS-20FLC	-	-	-	98.2	98.2	54.1	25.4	14.2
DOM-M-1093	1"	1-11 BSP female straight	16GS-16FBSPORX	-	41	-	38.6	38.6	-	-	-
DOM-M-1094	1"	M36 x 2 Heavy Series female straight	16GS-25FDHORX	-	46	-	59.6	59.6	-	-	-
DOM-M-1024	1"	M42 x 2 Heavy Series female straight	16GS-30FDHORX	-	50	-	73.9	73.9	-	-	-
DOM-M-1113	1"	M42 x 2 Heavy Series female 90 degree bend 76mm drop	16GS-30FDHORX90M	-	50	76	91.3	91.3	-	-	-
DOM-M-1095	1"	M42 x 2 Heavy Series female 45 degree bend 60mm drop	16GS-30FDHORX45-60	-	50	60	115.6	115.6	-	-	-
DOM-M-1096	1-1/4"	1 11/16-12 (ORFS) female straight	20GS-20FFORX	50	50	-	56.9	56.9	-	-	-
DOM-M-1097	1-1/4"	1 7/16-12 (ORFS) female 90 deg bend 78 mm drop	20GS-20FFORX90M	50	50	78	100.9	100.9	-	-	-
DOM-M-1108	1-1/4"	Code 61 flange 1 1/4" straight	20GS-20FL	-	-	-	74.9	74.9	50.8	31.7	8
DOM-M-1109	1-1/4"	Code 61 flange 1 1/4" 45 deg bend 32 mm drop	20GS-20FL45	-	-	32	98.9	98.9	50.8	31.7	8
DOM-M-1098	1-1/4"	Code 62 flange 1 1/4" straight	20GS-20FLH	-	-	-	74.9	74.9	54.1	31.7	10.3
DOM-M-1099	1-1/4"	Code 62 flange 1 1/4" 90 deg bend 90 mm drop	20GS-20FLH90M	-	-	90	93.9	93.9	50.8	31.7	8
DOM-M-1105	1-1/4"	1 1/4" Caterpillar style O-ring straight flange	20GS-20FLC	-	-	-	115.9	115.9	54.1	31.7	14.2
DOM-M-1100	1-1/4"	M52 x 2 Heavy Series female straight	20GS-38FDHORX	-	60	-	73.9	73.9	-	-	-
DOM-M-1112	1-1/4"	M52 x 2 Heavy Series female 90 degree bend 87mm drop	20GS-38FDHORX90	-	60	87	109.4	109.4	-	-	-
DOM-M-1107	1-1/2"	Code 61 flange 1 1/2" straight	24GSP-24FL	-	-	-	79.3	79.3	60.3	38.1	8
DOM-M-1106	1-1/2"-2"	Code 61 flange 1 1/2" straight	24GSP-32FL	-	-	-	75.9	75.9	71.4	38.1	9.5

Item Code	Hose Size	Coupling Description	Item Description	Back up hex size H1 mm	Nut hex size H2 mm	Drop height T mm	Stem length L mm	Cut off length C mm	Flange OD M mm	Flange ID N mm	Flange thickness F mm
7347-24245	1/2"	3/4-16 (JIC) female straight	8GS-8FJX	7/8	7/8	-	72.0	34.5	-	-	-
7347-28245	1/2"	3/4-16 (JIC) female 90 degree medium bend	8GS-8FJX90M	7/8	7/8	41.0	92.0	54.6	-	-	-
7347-74245	1/2"	1/2" Code 61 O-ring 90 degree bend flange medium drop	8GS-8FL90M	-	-	40.0	88.0	50.5	30.2	19.0	6.7
7347-90595	1/2"	1/2" (M22x1.5) light series with O-ring female straight	8GS-15FDLORX	-	22.0	-	73.0	35.5	-	-	-
7347-91335	1/2"	1/2" (M24x1.5) Heavy series with O-ring female straight	8GS-16FDHORX	-	30.0	-	79.0	41.5	-	-	-
7347-91485	1/2"	1/2" (M24x1.5) Heavy series with O-ring female 90 degree bend	8GS-16FDHORX90M	-	30.0	44.0	86.0	48.5	-	-	-
7347-91405	1/2"	1/2-14 (BSP) O-ring female straight	8GS-8FBSPORX	-	27.0	-	61.0	23.5	-	-	-
7347-91425	1/2"	1/2-14 (BSP) O-ring female 90 degree bend medium drop	8GS-8FBSPORX90M	-	27.0	37.0	88.0	50.5	-	-	-
7347-24145	3/8"	9/16-18 (JIC) female straight	6GS-6FJX	3/4	3/4	-	69.0	33.2	-	-	-
7347-84045	3/8"	9/16-18 (JIC) female 90 degree medium bend	6GS-6FJX90M	7/8	3/4	38.1	79.0	42.2	-	-	-
7347-30145	3/8"	11/16-16 (ORFS) female straight	6GS-6FFORX	22	22	-	69.0	33.2	-	-	-
7347-32145	3/8"	11/16-16 (ORFS) female 90 degree bend short drop	6GS-6FFORX90S	22	22	23.0	78.0	42.2	-	-	-
7347-92815	3/8"	3/8" (M18x1.5) light series with O-ring female straight	6GS-12FDLORX	-	22.0	-	73.0	37.2	-	-	-
7347-92085	3/8"	3/8" (M22x1.5) Heavy series with O-ring female straight	6GS-14FDHORX	-	27.0	-	75.5	39.7	-	-	-
7347-92235	3/8"	3/8-19 (BSP) O-ring female straight	6GS-6FBSPORX	-	22.0	-	59.4	23.5	-	-	-
7347-92355	3/8"	3/8-19 (BSP) O-ring female 90 degree bend medium drop	6GS-6FBSPORX90M	-	22.0	32.0	78.0	42.2	-	-	-
7347-82175	5/8"	7/8-14 (JIC) female straight	10GS-10FJX	1	1-1/16	-	93.5	43.2	-	-	-
7347-84245	5/8"	7/8-14 (JIC) female 90 degree medium bend	10GS-10FJX90M	1	1-1/16	47.0	107.0	56.7	-	-	-
7347-20445	3/4"	3/4-14 Male pipe straight	12GS-12MP	1-1/16	-	90.0	39.0	-	-	-	-
7347-73945	3/4"	3/4" Caterpillar style O-ring 90 degree bend flange 68mm drop	12GS-12FLC90-68	-	-	68.0	125.0	74.0	41.3	19.0	9.5
7347-73955	3/4"-1"	3/4" Caterpillar style O-ring 90 degree bend flange 68mm drop	12GS-16FLC90-68	-	-	68.0	117.0	66.0	47.8	25.4	14.2
7347-92125	3/4"	3/4" (M30x2) light series with O-ring female straight	12GS-22FDLORX	-	36.0	-	97.0	46.0	-	-	-
7347-92165	3/4"	3/4" (M36x2) light series with O-ring female straight	12GS-28FDLORX	-	41.0	-	99.0	48.0	-	-	-
7347-92135	3/4"	3/4" (M36x2) light series with O-ring female 90 degree bend	12GS-22FDLORX90M	-	36.0	62.0	123.5	72.5	-	-	-
7347-92225	3/4"	3/4-14 (BSP) O-ring female 90 deree bend medium drop	12GS-12FBSPORX90M	-	32.0	60.0	123.5	72.5	-	-	-
7347-20555	1"	1-11 1/2 Male pipe straight	16GS-16MP	1-3/8	-	-	106.0	49.2	-	-	-
7347-68555	1"	1" Caterpillar style O-ring 90 degree bend flange 74mm drop	16GS-16FLC90-74	-	-	74.0	131.0	74.1	47.8	25.4	14.2
7347-68565	1"- 1 1/4"	1" Caterpillar style O-ring 90 degree bend flange 74mm drop	16GS-20FLC90-74	-	-	74.0	131.0	74.1	54.1	31.5	14.2
7347-90795	1"	1" (M36x2) light series with O-ring female straight	16GS-28FDLORX	-	41.0	-	105.0	48.6	-	-	-
7347-90765	1"	1" (M36x2) light series with O-ring female 90 degree bend	16GS-28FDLORX90M	-	41.0	70.0	147.7	68.7	-	-	-
7347-90785	1"	1-11 (BSP) O-ring female 90 deree bend medium drop	16GS-16FBSPORX90M	-	41.0	70.0	147.7	91.3	-	-	-
7347-20645	1-1/4"	1-1/4 - 11 1/2 Male pipe straight	20GS-20MP	1-3/4	-	-	127.0	55.9	-	-	-
7347-76955	1-1/4"	1-1/4 - 11 1/2 Male pipe straight - API threads	20GS-20MAPI	1-3/4	-	140.0	68.9	-	-	-	-
7347-24645	1-1/4"	1-5/8 -12 (JIC) female straight	20GS-20FJX	1-7/8	2	-	134.4	64.9	-	-	-
7347-74645	1-1/4"	1-1/4" Code 61 O-ring 90 degree bend flange medium drop	20GS-20FL90M	-	-	90.0	165.0	93.9	50.8	31.5	8.0
7347-74725	1-1/4"	1-1/4" Code 61 O-ring 90 degree bend flange medium drop	24GSP-24FL90M	-	-	104.0	175.0	101.9	60.5	31.5	9.5
7347-68645	1-1/4"	1-1/4" Caterpillar style O-ring 90 degree bend flange 77mm drop	20GS-20FLC90-77	-	-	77.0	166.0	94.9	54.1	31.5	14.2
7347-93375	1-1/4"	1-1/4-11 (BSP) O-ring female straight	20GS-20FBSPORX	-	50.0	-	116.5	45.4	-	-	-
7347-93405	1-1/4"	1-1/4-11 (BSP) O-ring female 90 deree bend medium drop	20GS-20FBSPORX90M	-	50.0	80.0	180.5	109.4	-	-	-
7347-20725	1-1/2"	1-1/2 - 11 1/2 Male pipe straight	24GSP-24MP	-	-	-	167.0	93.4	63.5	38.1	12.6
7347-48725	1-1/2"	1-1/2" Code 62 O-ring Flange straight	24GSP-24FLH	-	-	-	167.0	93.4	63.5	38.1	12.6
7347-28645	1-1/4"	1-5/8 -12 (JIC) female 90 degree medium bend	20GS-20FJX90M	-	-	-	167.0	93.4	63.5	38.1	12.6
7347-79105	1-1/2"	1-1/2" Code 62 O-ring 90 degree bend Flange 94mm drop	24GSP-24FLH90-94	-	-	94.0	175.5	101.9	63.5	38.1	12.6
7347-20795	2"	2 - 11 1/2 Male pipe straight	32GSP-32MP	-	-	-	180.0	88.0	79.4	50.8	12.6
7347-85415	2"	2 - 11 1/2 Male pipe straight for API unions	32GS-32MAPI	2.5	-	138.4	108.6	-	-	-	-
7347-82525	2"	2-1/2 - 12 (JIC) female straight	32GSP-32FJX	-	-	-	159.3	67.3	71.4	50.8	9.5
7347-41795	2"	2" Code 61 O-ring Flange straight	32GSP-32FL	-	-	-	159.3	67.3	71.4	50.8	9.5
7347-47805	2"	2" Code 61 O-ring 90 degree bend flange 114mm drop	32GSP-32FL90-114	-	-	-	180.0	88.0	79.4	50.8	12.6
7347-48795	2"	2" Code 62 O-ring Flange straight	32GSP-32FLH	-	-	-	180.0	88.0	79.4	50.8	12.6
7347-75795	2"	2" Code 62 O-ring 90 degree bend flange medium drop	32GSP-32FLH90M	-	-	-	180.0	88.0	79.4	50.8	12.6

The no-skive coupling...

one stem is all you need